




# Work Area Solutions


## Flush Mount Faceplates

These faceplates provide the basis for a wide range of possible information outlet combinations. With a single-gang capacity up to six ports, and a double-gang capacity of 12 ports, ADC can provide the density for the most demanding installation.


The faceplates accept any combination of modular jacks and connectors listed in this section. The variety of reversible-icon and color ID tabs for labeling provides a versatile and highly visible information outlet system.




2-port faceplate




4-port faceplate




6-port faceplate



4-port, dual-gang faceplate



8-port, dual-gang faceplate



12-port, dual-gang faceplate

Ordering information follows on the next page



# Work Area Solutions

## Flush Mount Faceplates

1 / 0 5 • 1 3 0 6 4 0 1 TrueNet® Structured Cabling

### Ordering Information

Description	Dimensions (HxWxD)	Catalog Number*
<b>Single-gang flush mount faceplates</b> <i>Quantity: 1</i> Fit standard single-gang boxes. Include 2 blank paper labels, 2 clear plastic label protectors, 1 logo insert, 6 reversible-icon ID tabs numbered 1–6 (icon colors match faceplate), 2 mounting screws (#6-32 x 15/16")	4.5" x 2.75" x .25" (114.5mm x 70.0mm x 6.35mm)	
<b>2-port faceplate</b> 2 outlet labeling areas and 2 individual port ID areas		6644 1 152-XX
<b>4-port faceplate</b> 2 outlet labeling areas and 4 individual port ID areas		6644 1 154-XX
<b>6-port faceplate</b> 2 outlet labeling areas and 6 individual port ID areas		6644 1 156-XX
<b>Dual-gang flush mount faceplates</b> <i>Quantity: 1</i> Require a standard NEMA double-gang opening of at least 3.563" x 2.75" (some surface mount boxes do not meet this specification; please check carefully).	4.5" x 4.94" x .25" (114.5mm x 125.48mm x 6.35mm)	
<b>4-port faceplate</b> 4 outlet labeling areas and 8 individual port ID labels. Include blank paper labels, clear plastic label protectors, logo inserts, 2 sets of reversible-icon ID tabs numbered 1–6 (icon colors match faceplate), 4 mounting screws (#6-32 x 15/16")		6644 1 164-XX
<b>8-port faceplate</b> 4 outlet labeling areas and 8 individual port ID labels. Include blank paper labels, clear plastic label protectors, logo inserts, 2 sets of reversible-icon ID tabs numbered 1–6 (icon colors match faceplate), 4 mounting screws (#6-32 x 15/16")		6644 1 168-XX
<b>12-port faceplate</b> 4 outlet labeling areas and 12 individual ports numbered consecutively, left to right, top to bottom. Includes 4 blank paper labels, 4 clear plastic label protectors, 2 logo inserts, 4 mounting screws (#6-32 x 15/16")		6644 1 157-XX

\*Replace XX with:  
 01 = White  
 02 = Ivory  
 03 = Gray  
 04 = Black  
 22 = Electrical ivory



Work Area Solutions